

News

Articles

Videos

Images

Books

. Mind & Brain

. Plants & Animals

. Earth & Climate

. Space & Time

. Matter & Energy

. Computers & Math

 Print
  Email
  Bookmark

Device To Capture And Treat Cells In Blood Stream?

ScienceDaily (Oct. 23, 2007) MIT and University of Rochester researchers report important advances toward a therapeutic device that has the potential to capture cells as they flow through the blood stream and treat them. Among other applications, such a device could zap cancer cells spreading to other tissues, or signal stem cells to differentiate.

See also:

Health & Medicine

- [Stem Cells](#)
- [Prostate Cancer](#)
- [Brain Tumor](#)

Matter & Energy

- [Technology](#)
- [Biochemistry](#)
- [Medical Technology](#)

Reference

- [Embryonic stem cell](#)
- [Somatic cell](#)
- [Inflammation](#)
- [Natural killer cell](#)

Their concept leverages cell rolling, a biological process that slows cells down as they flow through blood vessels. As the cells slow, they adhere to the vessel walls and roll, allowing them to sense signals from nearby tissues that may be calling them to work. Immune cells, for example, can be slowed and summoned to battle an infection.

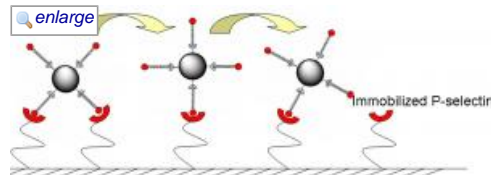
"Through mimicking a process involved in many important physiological and pathological events, we envision a device that can be used to selectively provide signals to cells traveling through the bloodstream," said Jeffrey M. Karp of the Harvard-MIT Division of Health Sciences and Technology. "This technology has applications in cancer and stem cell therapies and could be used for diagnostics of a number of diseases."

The team, led by Karp, started with technology to induce cell rolling for research. With an implantable therapeutic device in mind, they improved that cell rolling technology to make it safe, more stable and longer lasting.

The improvements are described in the October 20 online issue of the journal *Langmuir*, published by the American Chemical Society.


In the body, P-selectin and other selectin proteins regulate cell rolling in blood vessels. When P-selectin is present on a vessel's inner wall, cells that are sensitive to it will stick to that patch and begin to roll across it.

To induce rolling in the laboratory, the original technology weakly adheres P-selectin to a glass surface and flows cells across it. This surface treatment remains stable for several hours then breaks down. "While this method is useful for experiments, it's not good for long-term stability," said Karp. An implantable device needs a coating that lasts weeks or even months so that patients won't need to come in frequently for replacements.




Microspheres coated with certain molecules stick to the protein P-selectin on a glass surface and begin to roll across that surface. Microspheres without the coating did not stick and roll. (Credit: Seungpyo Hong, MIT)

Related Stories

 [Cancer-killing Invention Also Harvests Stem Cells](#) (Jan. 5, 2007) Prof Michael King of the University of Rochester has invented a device that filters the blood for cancer and stem cells. When he captures cancer cells, he kills them. When he captures stem cells, he ... [> read more](#)

[New Patent Will Help Improve Cancer, Transplant Research](#) (Oct. 30, 2000) A newly patented device co-developed by engineers at Ohio State University is helping scientists separate cells in the laboratory for transplant and cancer research. The device may one day help the ... [> read more](#)

 [Researchers Use Human Embryonic Stem Cells To Kill Cancer Cells](#) (Oct. 12, 2005) For the first time, stem cell researchers at the University of Minnesota have coaxed human embryonic stem cells to create cancer-killing cells in the laboratory, paving the way for future treatments ... [> read more](#)

[From Stem Cells To Organs: The Bioengineering Challenge](#) (Feb. 17, 2008) Scientists have been making great strides in revving up the production of stem cells and their descendants. The raw materials are adult blood stem cells and embryonic stem cells. The end products are ... [> read more](#)

[Adult Bone Marrow Stem Cells Can](#)

Just In:


Science Video News



Unraveling Brain Tumors

Brain tumor researchers have found that brain tumors arise from cancer stem cells living within tiny protective areas formed by blood vessels in the ... [> full story](#)

 [Hematologists Boost Immune Response in Bone-Marrow Transplant Patients](#)

 [Immune Modulation Therapy Attacks Link Between Inflammation and Congestive Heart Failure](#)


 [Vascular Surgeons Lower Blood Pressure with Implanted Device](#)

 [more science videos](#)

Breaking News

... from [NewsDaily.com](#)

 [Neil Young gets new honor -- his own spider](#)

 [Genetic sleuths unmask secrets of big tomatoes](#)

 [Chile volcanic eruption seen at critical stage](#)

REUTERS 

To improve the technology, the team experimented with several chemical methods to immobilize P-selectin on a glass surface. They identified a polyethelene glycol (PEG) coating that strongly bonded to P-selectin. This coating is also "non-fouling," meaning it does not react with or accumulate other proteins, so it is potentially safe for use in an implant.

P-selectin remains stable on this coating for longer than the original technology. In tests with microspheres coated with a molecule that interacts with P-selectin, these spheres slowed down significantly as they flowed over the surface coated with layers of PEG and P-selectin. The effect was stable past four weeks, the longest the devices have been tested.

To validate that this technology works with cells that are sensitive to P-selectin, the team flowed neutrophils (white blood cells) across the coated surface. They too slowed and rolled on surfaces treated with the new coating, and the effect again lasted for at least four weeks.

The next step is translating these results to animal studies and using the technology to slow and capture stem cells and cancer cells circulating in the blood stream.

Ultimately CellTraffix, Inc., a sponsor of this technology and its licensee, wants to apply the technique to a device that is either implanted into the blood stream or appended as a shunt. In addition to PEG and selectin molecules, the device would also include a therapeutic agent. Such an agent would interact only with certain cells for a specific purpose.

According to University of Rochester biomedical engineering professor Michael King, who developed the concept for adhesive capture and reprogramming of cells, the device could, for example, slow down metastatic, or spreading, cancer cells and kill them.

Karp also has appointments at Harvard Medical School and Brigham and Women's Hospital. King is also a member of the scientific advisory board of CellTraffix, Inc. (formerly Stem Capture, Inc.), a funder of the work. Their coauthors include first author Seungpyo Hong, a postdoctoral associate in MIT's Department of Chemical Engineering; MIT undergraduates Huanan Zhang, Jennifer Q. Zhang, and Jennifer N. Resvick, also of chemical engineering; graduate student Dooyoung Lee of the University of Rochester; assistant professor Ali Khademhosseini of the Harvard-MIT Division of Health Sciences and Technology and Brigham and Women's Hospital, and MIT Institute Professor Robert Langer.

In addition to funding from CellTraffix, Inc., the work was also funded by the Materials Research Science and Engineering Center Program of the National Science Foundation.

Adapted from materials provided by [Massachusetts Institute of Technology](#), via [EurekAlert!](#), a service of AAAS.

Need to cite this story in your essay, paper, or report? Use one of the following formats:

APA

MLA

Become Blood Vessels (Jan. 31, 2002)

Researchers at the University of Minnesota Stem Cell Institute (SCI) have demonstrated, for the first time, the ability of adult bone marrow stem cells to expand in vitro as endothelial cells (which ...
> [read more](#)

- ▾ [Ivory Coast seeks \\$1 mln for three-headed coconut tree](#)
- ▾ [Japan set to open up defense use of space](#)
- ▾ [more science news](#)

In Other News ...

- ▾ [Tornadoes kill 21, injure hundreds in U.S](#)
- ▾ [Key al Qaeda member killed in Afghanistan: Web](#)
- ▾ [Iran, IAEA to resume nuclear talks on Monday: report](#)
- ▾ [Turkish military says hit Kurdish rebels in Iraq](#)
- ▾ [Jenna Bush weds Virginia politician's son](#)
- ▾ [Embattled Olmert vows to lead peace drive](#)
- ▾ [U.S. says North Korea documents date back to 1986](#)
- ▾ [Military judge rules against key Guantanamo figure: paper](#)
- ▾ [more top news](#)

Copyright Reuters 2008. See [Restrictions](#).

Free Subscriptions

... from [ScienceDaily](#)

Get the latest science news with our free email newsletters, updated daily and weekly. Or view hourly updated newsfeeds in your RSS reader:

- ▾ [Email Newsletters](#)
- ▾ [RSS Newsfeeds](#)

Feedback

... we want to hear from you!

Tell us what you think of the new ScienceDaily -- we welcome both positive and negative comments. Have any problems using the site? Questions?

Your Name:

Your Email:

Comments:

Search ScienceDaily

Number of stories in archives: 44,032

Find with keyword(s):

Enter a keyword or phrase to search ScienceDaily's archives for related news topics, the latest news stories, reference articles, science videos, images, and books.

Click button to submit feedback:

[About This Site](#) | [Editorial Staff](#) | [Awards & Reviews](#) | [Contribute News](#) | [Advertise With Us](#) | [Privacy Policy](#) | [Terms of Use](#)

Copyright © 1995-2008 ScienceDaily LLC — All rights reserved — Contact: editor@sciencedaily.com